


VERDERGEAR Process made by Liquiflo Gear pump Max M3

Description

The unique and robust design of the Verdergear Liquiflo Max range pump assures extended life even in high pressure pumping applications where other gear pumps could fail. The pumps in the Max range will handle differential pressures up to 24 bar and flows up to 76 l/min. The Max Series pump features helical gears with a new design to reduce separation forces placed on the gear mechanism, creating a smoother and quieter operation.

The shaft and bearing assembly are built to operate at high differential pressures for extended periods of time. To avoid any possibility of the pipeline being distorted, the flange connections are joined with oversized bolts. The pump mounting bracket is made from stainless steel to eliminate corrosion even when exposed to the harshest environments.



Advantages

- Pulsation free flow
- Highly reliable
- High dosing accuracy
- Heavy-Duty-Construction with extended service life
- Einfache Wartung

Application areas

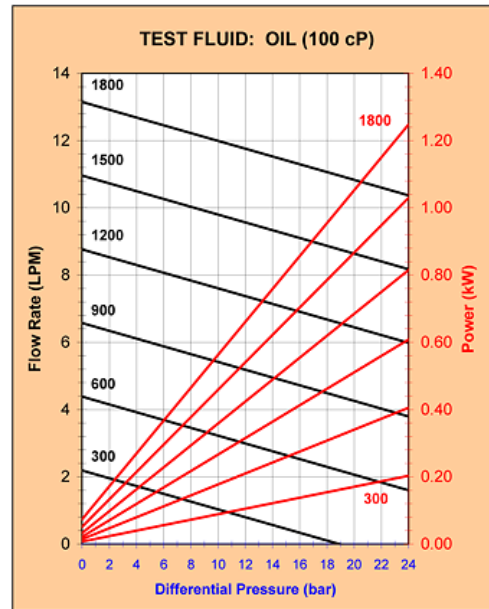
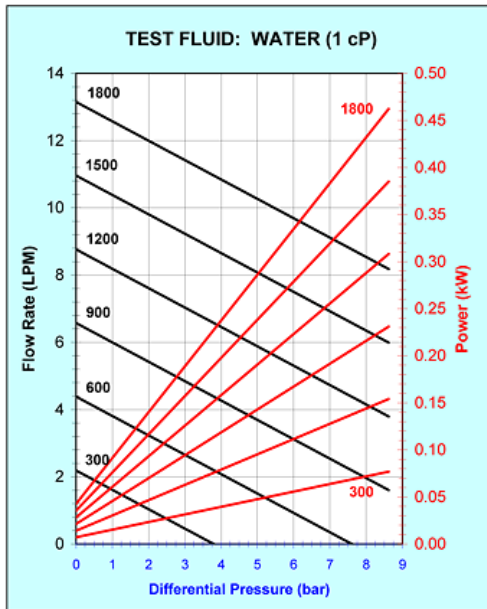
- Construction industry
- Chemical industry
- Research & Development
- Food industry
- Paper industry
- Textile industry
- Environmental technology

Technical Data

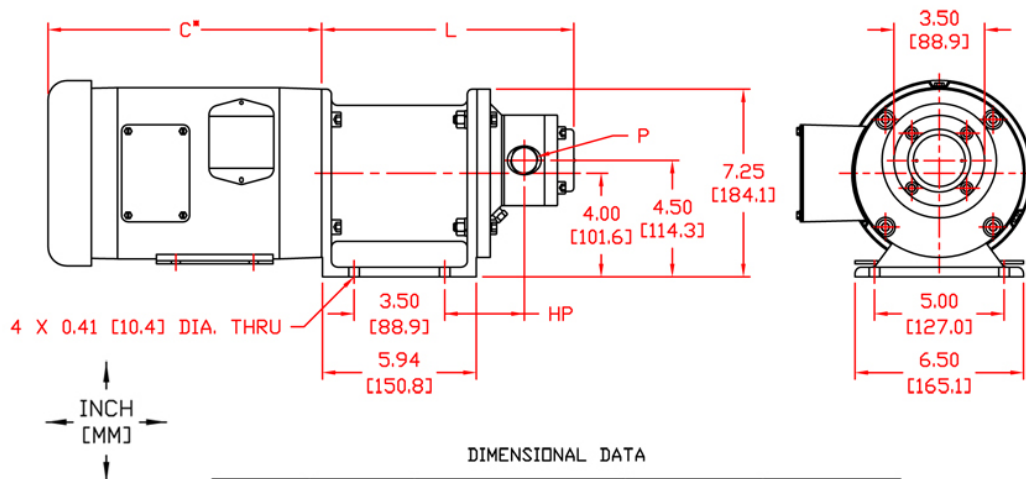
Max. flow range	13,1 l/min
Connections	½" BSPT
Max. differential pressure	24 bar
Temperature range	-40 to +260 °C
Max. viscosity	100.000 mPas
Suction height	1,2 m
Weight	17,9 kg

VERDERGEAR Process made by Liquiflo Gear pump Max M3

Flow curve



Drawing



DIMENSIONAL DATA

PUMP MODELS	PORT SIZE THREADED (P) ¹⁾	PORT SIZE FLANGED (P)		LENGTH (L)	PORT TO HOLE (HP)
		ANSI	DIN		
UNITS	in	in	mm	in [mm]	in [mm]
M0-M3	1/2	1/2	15	9.29 [236.0]	2.85 [72.4]
M4	3/4	3/4	20	9.73 [247.1]	3.07 [78.0]

NOTES:
1) THREADED PORTS ARE NPT OR BSPT.